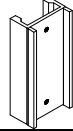

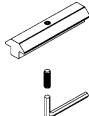
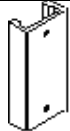


## Architectural Windows

## Hung and Rolling (continued)

COMPONENT	MATERIAL	FINISH	WINDOW SERIES								FEATURES					
			310I-SH Single Hung	410I-HS Single Slide	4100I-HS Dbl. Slide	D-5100 Sl. Door	2700-HSD(Web only)	3100-DH (Web Only)	3150-DHT(Web only)	3151-SHT(Web only)		4100-HS (Web only)				
<b>LIMIT STOPS</b>																
Side-Load Limit Stop 	PVC	Black							○	○	●			○	Placed in track to prevent balance over-extension, or to stop sash at a specified dimension. Can be attached using tamper-resistant fasteners.	
Tilt Window Limit Stop 	Zinc Die Cast	Uncoated											●	●	Hooked on frame legs, and secured with a set screw, to prevent balance over-extension, or to stop sash at a specified dimension. Can be attached using tamper-resistant fasteners.	
Removable Limit Stop 	Aluminum	Black	●	○											Placed in track to prevent balance over-extension, or to stop sash at a specified dimension. Can be attached using tamper-resistant fasteners.	
Non-Take-Out Block 	PVC	Black													○	Prevents sliding sash removal. Can be attached using tamper-resistant fasteners.
<p><b>GENERAL NOTE:</b> Hardware Selection Guides are intended to provide an overview of Wausau's most popular hardware options. Sash size and desired functionality can play major roles in determining appropriate hardware selection, as can local code requirements. Certain hardware types can affect the Wausau Standard Limited Warranty. Please contact Wausau for more options and detailed information.</p>																