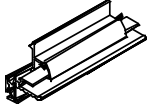
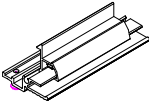
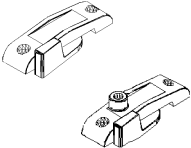
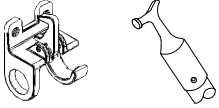


Architectural Windows

Hung and Rolling (continued)

COMPONENT	MATERIAL	FINISH	WINDOW SERIES								FEATURES			
			310I-SH Single Hung	410I-HS Single Slide	4100I-HS Dbl. Slide	D-5100 Sl. Gl. Door	2700-HSD(Web only)	3100-DH (Web Only)	3150-DHT(Web only)	3151-SHT(Web only)		4100-HS (Web only)		
LATCHES														
Spring-Loaded Bead Latch (Standard Glazing)		Aluminum	Black	●	●	●				○	○	○	○	Provides an automatic latching feature for inactive sash, both hung and rolling. Adjustable location.
Spring-Loaded Bead Latch (Between-Glass Blinds)		Aluminum	Black			○				○	○	○	○	Provides an automatic latching feature for inactive sash, both hung and rolling. Location not adjustable when between-glass blinds are used.
Meeting Rail Sweep Latch		Zinc Die Cast	Black	○	○	○				●	●	●	●	Contemporary and economical basic hung or rolling window latching mechanism. Provides a visual indication of lock status.
		White Bronze	Clear Coat	○	○	○				○	○	○	○	White bronze finish for smooth, rich, retro appearance. Available with tamper-resistant set screw. Provides a visual indication of lock status.
Transom Latch with Pole Ring		White Bronze	Clear Coat							○	○	○	Spring-loaded latch provide for automatic latching at head of hung windows. Pole operation possible. Located at centerline.	

DISCLAIMER: Wausau Window and Wall Systems takes no responsibility for product selection or application, including, but not limited to, compliance with building codes, safety codes, laws, merchantability or fitness for a particular purpose; and further disclaims all liability for the use, in whole or in part, of this Hardware Selection Guide in preparation of project specifications and/or other documents. Hardware Selection Guides are subject to change at any time, without notice, and at Wausau's sole discretion. ©2010 Wausau