

TRIPLE-GLAZED

...the future of windows



In response to increased stringency of model energy codes, as well as zero-carbon sustainability goals, many **Wausau Window and Wall Systems** curtainwalls, fixed windows, and operable vents are now designed to **accept triple glazing**.

Achieve the low U-Factors needed for the buildings of the future, without compromising aesthetics and durability.

Wausau's recycled aluminum framing teams with fiber-reinforced polyamide XLT composites, to deliver the **best overall solution** for energy efficiency and condensation resistance.

Adams County Courthouse
Heery International

Alfred J. Arraj Federal District Courthouse Annex
Anderson Mason Dale - HOK Architects



WAUSAU

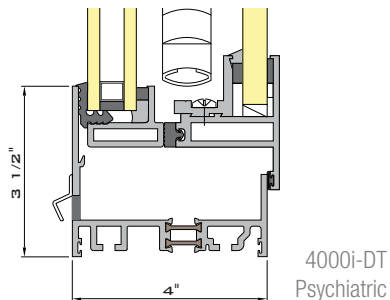
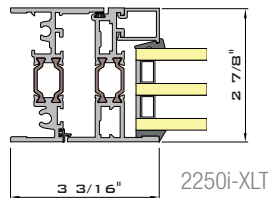
WINDOW AND WALL
SYSTEMS



..the future of windows...

**TRIPLE GLAZED CAPABLE
FIXED, PROJECTED AND
CASEMENT WINDOWS**

- 2250i-XLT Invent
- 3250i-XLT Invent
- 4250i-XLT Invent
- 4250i-XLT Invent Offset
- 4250i-XLT Invent Simulated Double Hung
- 3250i-V Visuline™
- 4000i-DT Psychiatric
- 4250-Z Zero Sightline
- 4250i-TD Terrace Door



National Renewable Energy Laboratory
RNL Architects

Allowable Air	Water	NFRC U-Factor	CRF _f	STC
0.10 cfm/sqft at 6.24 psf	15 psf	0.19 to 0.41 BTU/hr.sqft.*F	59 to 68	35 to 43

Test results may vary



National Renewable Energy Laboratory
RNL Architects

**TRIPLE GLAZED CAPABLE
CURTAINWALL AND WINDOW WALL**

- SuperWall™
- HP-Wall™
- 6250i-HRX Unitized
- 7250i-UW Unitized
- 8000i-BHM Blast Hazard Mitigation

Boston University Life Sciences
Cannon Design

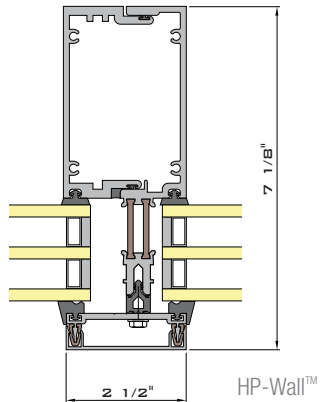


Gould Turner Group



Allowable Air	Water	NFRC U-Factor	CRF _f	STC
0.06 cfm/sqft at 6.24 psf	15 psf	0.20 to 0.32 BTU/hr.sqft.°F	80 to 83	35 to 40

Test results may vary



WAUSAU

WINDOW AND WALL
SYSTEMS




HIGH RECYCLED CONTENT
ALUMINUM FRAMING

More than 25 years of triple-glazed product development gives Wausau a unique, “no problem” perspective on energy-saving technology. Heavy architectural window (AW) Class hardware carries added weight with ease. Extended glazing pockets accept **up to 2” glass thickness**.

Whether design calls for hermetically-sealed, triple-insulating glass, or triple glazing with **between-glass blinds** for privacy and control of solar heat gain, Wausau systems accommodate the most durable infill assemblies, orientation-tuned for maximum efficiency.

Wausau supports your sustainable design goals, and offers an industry-leading product warranty of up to 10 years.



* Developed by the University of Minnesota Center for Sustainable Building Research. Simulations use COMFEN from Lawrence Berkeley National Labs' Windows and Daylighting Group.

Now available as an online support resource at www.wausauwindow.com:

Choosing efficient windows for a commercial building can be difficult, using published U-Factor, Solar Heat Gain Coefficient, Visible Light Transmittance, and Condensation Resistance Factor, as relative importance depends on site- and building-specific variables.

Wausau's Energy Modeling Tool* provides comparative **building energy** performance - annual energy use, peak demand, carbon emissions, daylight, glare, and condensation - to **optimize product selection**.



WAUSAU

WINDOW AND WALL
SYSTEMS

7800 INTERNATIONAL DRIVE WAUSAU, WI 54401
TOLL FREE 1 877 678 2983 FAX 1 715 843 4350
EMAIL INFO@WAUSAUWINDOW.COM



Promoting environmentally
friendly printing practices.
Cert. No. 000092309
www.efpa.com